


100mW Long Range Spread Spectrum Modulation
Wireless Transceiver Module

Product Specification



Catalogue

1. Overview.....	- 3 -
2. Features.....	- 3 -
3. Applications.....	- 3 -
4. Electrical Characteristics.....	- 4 -
5. Schematic.....	- 5 -
6. Speed rate correlation table.....	- 5 -
7. Pin definition.....	- 6 -
8. Accessories.....	- 7 -
9. Mechanical Dimensions (Unit:mm)	- 7 -
10. Order information.....	- 8 -
11. FAQ:.....	- 8 -
Appendix 1: SMD Reflow Chart.....	- 9 -

Note: Revision History

Revision	Date	Comment
V1.0	2017-3	First release
V1.1	2017-06	Logo updated

1. Overview

Lora1276-C1 integrates Semtech RF transceiver chip SX1276, which adopts LoRa TM Spread Spectrum modulation frequency hopping technique. The features of long distance and high sensitivity (-139 dBm) make this module perform better than FSK and GFSK module. Multi-signal won't affect each other even in crowd frequency environment; it comes with strong anti-interference performance. This module is 100mW and ultra small size, widely used in AMR,remote industrial control filed.

2. Features

- Frequency Range: 868 / 915 MHz
(Customizable:137~1020MHz)
- Sensitivity up to -139dBm @Lora
- Maximum output power: 20 dBm
- 13mA@receiver mode
- Sleep current <200 nA
- Data transfer rate: @FSK,1.2-300 Kbps
- @Lora TM, 0.018-37.5 Kbps
- Lora TM, FSK, GFSK & OOK Modulation mode
- Built-in ESD Protection
- 127 dB Dynamic Range RSSI
- Packet engine up to 256 bytes with FIFO and CRC
- Hopping frequency
- Built-in temperature sensor and low battery indicator
- Excellent blocking immunity
- Operating Temperature Range: -40 ~ +85 °C

3. Applications

- Remote meter reading
- Industrial control
- Home automation remote sensing
- Toys control
- Sensor network
- Tire pressure monitoring
- Health monitoring
- Wireless PC peripherals

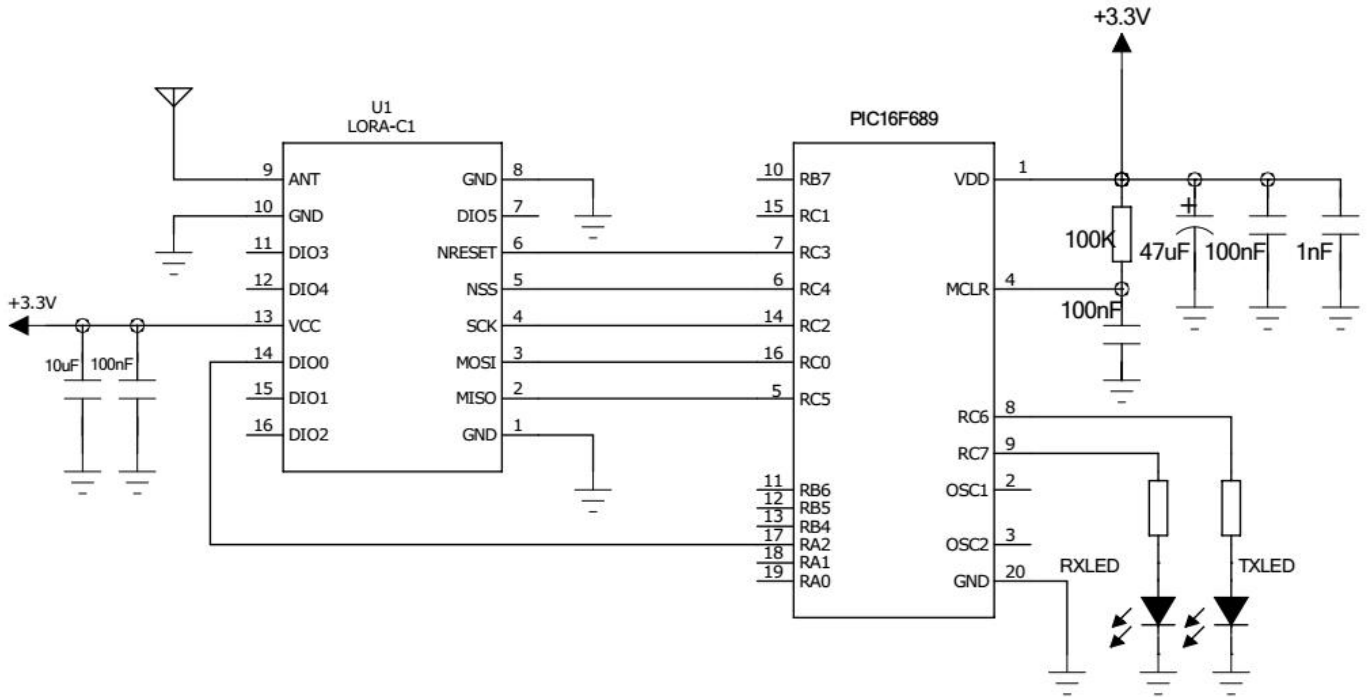
4. Electrical Characteristics

Parameter	Min	Typ.	Max.	Unit	Condition
Operation condition					
Working voltage	1.8	3.3	3.7	V	
Temperature range	-40		85	°C	
Current consumption					
RX current		10.8		mA	
TX current		120		mA	@20dBm
Sleep current		<0.2		uA	
RF parameter					
Frequency range	800	868	900	MHz	@868MHZ
	900	915	1000	MHz	@915MHZ
Modulation rate	1.2		300	Kbps	FSK
	0.018		37.5	Kbps	LoraTM
Output power range	-1		20	dBm	
Receiving sensitivity		-123		dBm	@FSK data=1.2kbps, Fdev=10kHz
		-139		dBm	@Lora BW=125KHz_SF = 12_CR=4/5

Note: According to the design of the module, the maximum bit of register 0x09 must be set as 1. PaSelect must be set 1;

RegPaConfig (0x09)	7	PaSelect	rw	0x00	Selects PA output pin 0 → RFO pin. Output power is limited to +14 dBm. 1 → PA_BOOST pin. Output power is limited to +20 dBm
	6-4	MaxPower	rw	0x04	Select max output power: $P_{max}=10.8+0.6*MaxPower$ [dBm]
	3-0	OutputPower	rw	0x0f	$P_{out}=P_{max}-(15-OutputPower)$ if PaSelect = 0 (RFO pin) $P_{out}=17-(15-OutputPower)$ if PaSelect = 1 (PA_BOOST pin)


5. Schematic



6. Speed rate correlation table

SingnalBandWidth	SpreadingFactor	Sensitivity(dbm)	ActualBandRate(pbs)
62.5kHz	SF=7	-126	2169
62.5kHz	SF=8	-129	1187
62.5kHz	SF=9	-132	656
62.5kHz	SF=10	-135	296
62.5kHz	SF=11	-137	164
62.5kHz	SF=12	-139	91
125kHz	SF=7	-123	4338
125kHz	SF=8	-126	2375
125kHz	SF=9	-129	1312
125kHz	SF=10	-132	733
125kHz	SF=11	-133	328
125kHz	SF=12	-136	183
250kHz	SF=7	-120	8676
250kHz	SF=8	-123	4750
250kHz	SF=9	-125	2624
250kHz	SF=10	-128	1466
250kHz	SF=11	-130	778
250kHz	SF=12	-133	366
500kHz	SF=7	-118	17353
500kHz	SF=8	-121	9501
500kHz	SF=9	-124	5249
500kHz	SF=10	-127	2932
500kHz	SF=11	-129	1557
500kHz	SF=12	-130	830

7. Pin definition

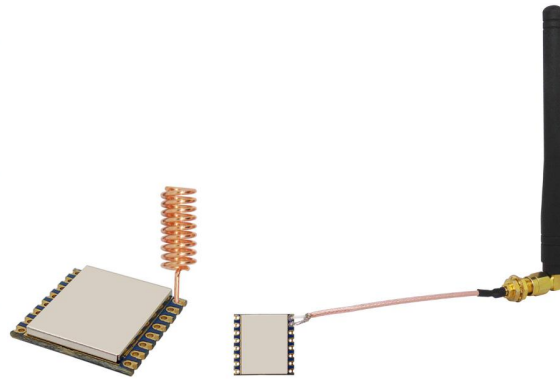


Pin NO.	Pin name	Description
1	GND	Power ground
2	MISO	SPI Output for SPI data
3	MOSI	SPI Input for SPI data
4	SCK	Serial clock for SPI interface
5	NSS	SPI enable
6	NRESET	Reset input
7	DIO5	Digital I/O
8	GND	Power ground
9	ANT	Connect with 50 ohm coaxial antenna
10	GND	Power ground
11	DIO3	Digital I/O
12	DIO4	Digital I/O
13	VCC	Power supply (default 3.3V)
14	DIO0	Digital I/O
15	DIO1	Digital I/O
16	DIO2	Digital I/O

8. Accessories

1)Antenna

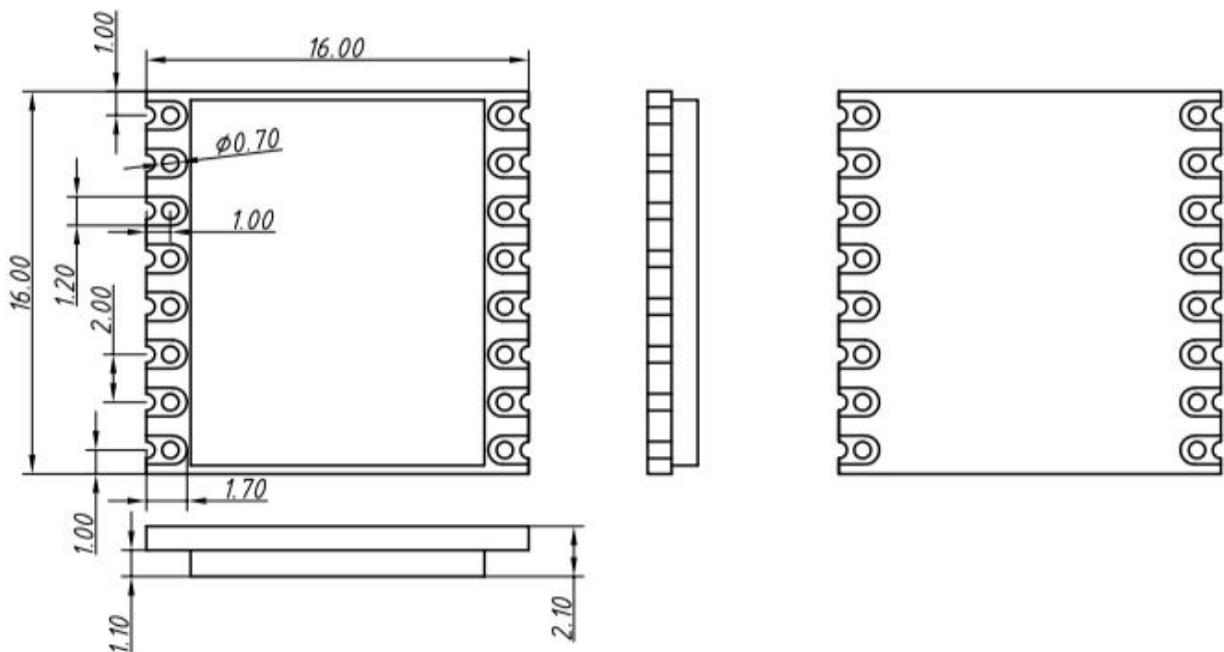
antenna is very important for RF communication, its performance will affect the communication directly. Module needs antenna in 50ohm. Common antenna has rubber straight/ elbow/ foldable rod and sucker antenna and etc. Users can order accordingly. To ensure module in the best performance, we suggest to use the our antenna



★To ensure modules get the best performance, user must obey the following principles when using the antennas:

- Put the antenna away from the ground and obstacles as possible as you could;
- If you choose the sucker antenna, pull straight the lead wire as possible as it can be, the sucker under arches should be attached on the metal object.

9. Mechanical Dimensions (Unit:mm)



10. Order information

LoRa1276-C1-868

Product name

Frequency

For example: If the customer needs 868MHz Frequency, the order no. shall be LoRa1276-C1-868.

Here are the product types:

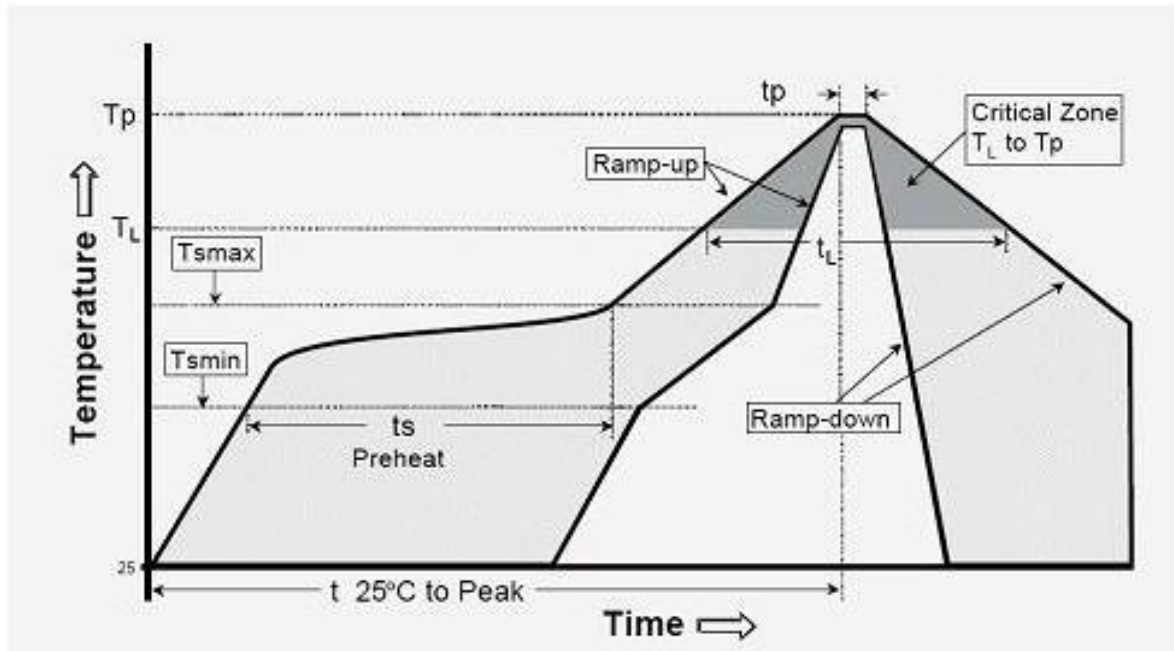
Product Name	Description
LoRa1276-C1-868	SX1276 chip, Working frequency 868MHz
LoRa1276-C1-915	SX1276 chip, Working frequency 915MHz

11. FAQ:

- a) Why module can not communicate properly?
 - 1) Check if the band, channel, rate, NET ID has set to the same;
 - 2) Check if there is power connection error;
 - 3) Check if the module is enabled (CS high);
 - 4) Check if the antenna connection is not correct;
 - 5) Check if the module is damaged.
- b) Why transmission distance is not far as it should be?
 - 1) Power supply ripple is too large;
 - 2) The antenna types do not match, or not properly installed;
 - 3) The surrounding environment is harsh, strong interference sources;
 - 4) Surrounding co-channel interference;

Appendix 1: SMD Reflow Chart

We recommend you should obey the IPC related standards in setting the reflow profile:



IPC/JEDEC J-STD-020B the condition for lead-free reflow soldering	big size components (thickness $\geq 2.5\text{mm}$)
The ramp-up rate (Tl to Tp)	3°C/s (max.)
preheat temperature	
- Temperature minimum (Tsmmin)	150°C
- Temperature maximum (Tsmmax)	200°C
- preheat time (ts)	60~180s
Average ramp-up rate(Tsmmax to Tp)	3°C/s (Max.)
- Liquidous temperature(TL)	217°C
- Time at liquidous(tL)	60~150 second
peak temperature(Tp)	245+/-5°C